


## "Puzzling" is so easy!

Begin with an invitation that has gone to pieces. Write your message on bright squares of heavy construction paper, then cut into several big puzzle-shaped pieces and mail.



The more people there are, the more exciting the puzzling becomes! Four people is about the maximum for each puzzle, however, so plan to buy several and have people work them as competing teams.

## Puzzled about what to serve at your party? Here are just a few ideas:

### Puzzle Cookies

Your favorite rolled cookie recipe cut out in puzzle-shaped pieces, iced in bright colors, makes a talk-about refreshment to serve at an afternoon party for the girls. Use a pastry knife to cut around a cardboard pattern.

### Put-Together Punch


Be creative! Combine your favorite juices with an eye for color and a flair for the unusual. Here is the basic recipe.

1 cup tart juice	1 cup sweet juice
1 cup sugar	1 cup water
2 quarts ginger ale, chilled	

Combine juices, sugar and water in a large punch bowl. Let stand at least 30 minutes. When ready to serve, add ginger ale and a decorated ice ring. Makes 16 to 20 servings.

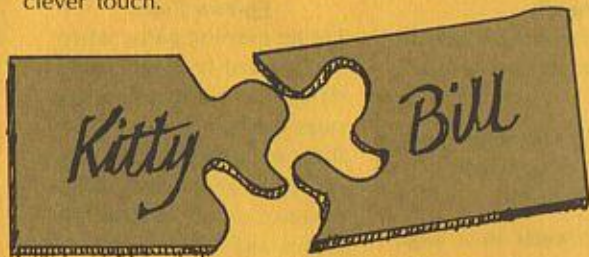
### Jig-Saw Pizza

For an evening party, when you'll want to serve something more hearty to hungry puzzlers, try this pizza. Bake according to directions on package several large pizzas. Cut into squares, triangles and diamond shapes with your pizza cutter or a kitchen shears. Arrange the pieces in a hodge-podge fashion on a heated platter. Serve buffet-style on colorful paper plates.





☞ Puzzle name tags that fit together to show who is paired for puzzling are easy to make and add a clever touch.



☞ Set aside several tables for the puzzles and cover each with a solid color cloth which won't allow the puzzle to slide around.

☞ Award prizes to teams or individuals for various stages of puzzle accomplishment—the first to turn up all pieces, the first to complete a border, the first to finish a puzzle or to accomplish the most by the expiration of a time limit.

☞ For more excitement, have teams change puzzles after a set time.

☞ Prizes might include the puzzle itself, a framed print of the art work or any gift that ties in with the subject matter of the puzzle.

☞ Serve special puzzle refreshments.

## Which Springbok Puzzles to Select

Clever you! You can make your puzzle party even more unique by choosing the Springbok Puzzle that

- ☞ complements the interests of your guests.
- ☞ sets the theme for the whole party—from refreshments to decorations, perhaps even to period costumes.
- ☞ expresses best your own personality and good taste.

It's easy to do! The vast Springbok collection includes subjects ranging from modern art, fine art and decorative art to sports, wildlife and special interest designs—always with an emphasis on the unconventional and the beautiful. You'll find a puzzle sure to intrigue almost everyone in almost any age group.

Try to make selections of almost equal difficulty if your guests will be working more than one puzzle. One op art design deserves another... one puzzle with a good deal of solid color should be played against another with a similar amount. If you'd rather have variety, of course, and not make a contest out of puzzling, the combinations are virtually endless.



Springbok Editions Inc.

# THE PUZZLE PARTY

